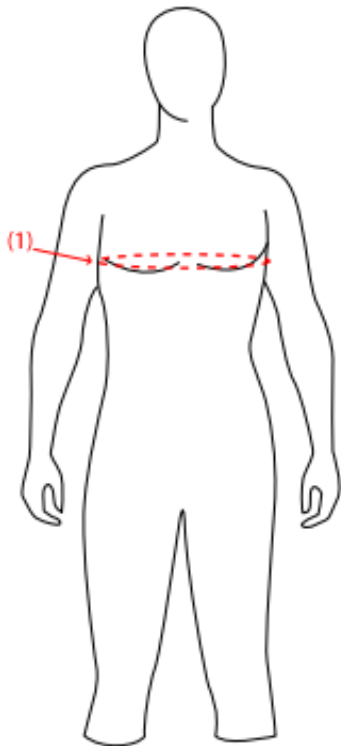


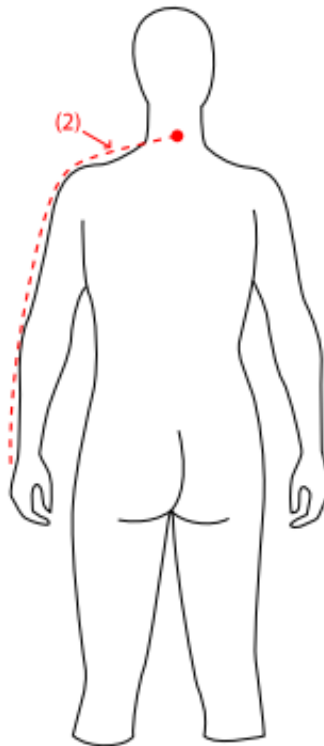
Please use the example below to enter your measurements into the blanks on your form.

Please note measurement starts at the centerline of your neck not the shoulder

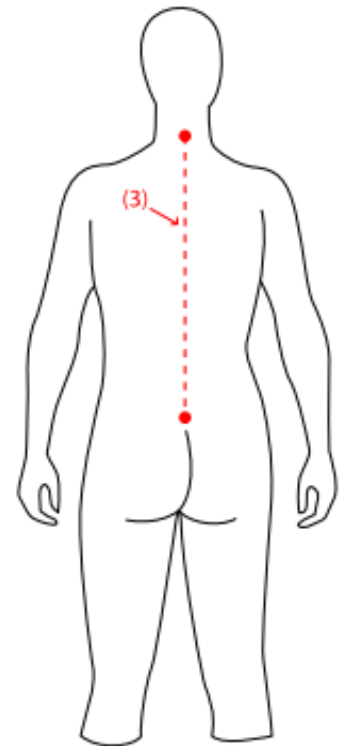
1. Chest Measurement:
Measure around chest (over bust) between armpit and sternum



2. Sleeve Measurement:
Measure from the knot on the back of the neck, over the seamline of the shoulder and down to 1" below the wrist bone



3. Center Back Measurement:
Measure from the knot on the back of the neck down to the bottom of the Beltline



4. Waist Measurement:
Measure around the waistline

